



Cast
Steel
Circular
Hexagonal
Octagonal

Seating

CAST SEATING

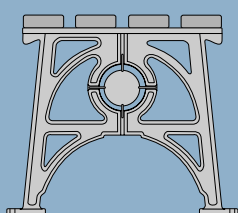
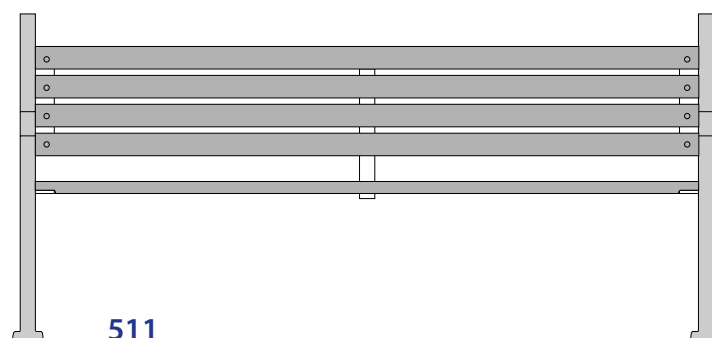
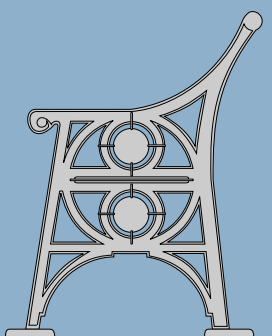
Seating forms the focal point of many town centres and retail developments throughout the UK, giving people the opportunity to rest, converse, meet or gather.

One of the most popular designs in the UK is our seat type 511. Cast Iron is an excellent material for this seat to be made from, and gives good definition around the complex geometrical shapes.

All timber (managed forestation hardwood as standard) is treated prior to delivery with 2 coats of Sikksens HLSO wood preservative.



If you need more robust seating then how about our heavy duty versions? These use either increased thickness timber slats or steel slats in place of timber.



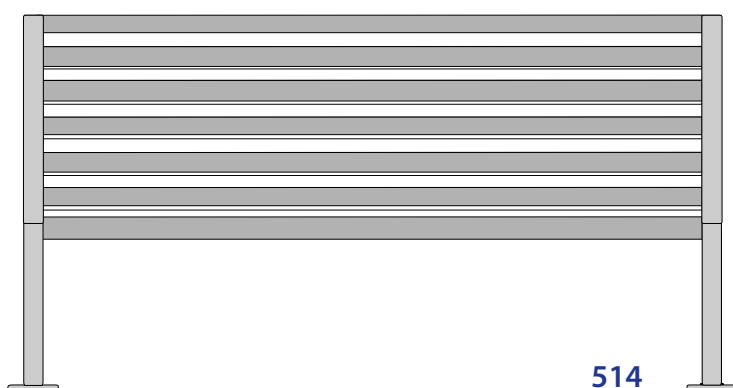
Seating

CAST SEATING


Product dimensions

	depth mm	height mm
511 *	562	860
512	570	490
513	870	460
514	1195	1000

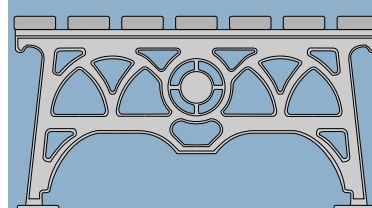

* stock item



514



513




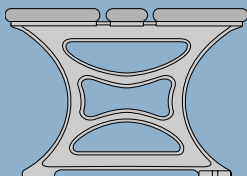

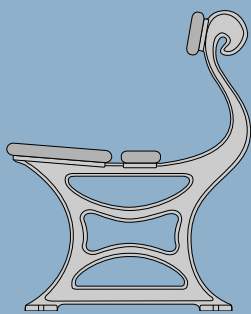
Cast ends are supplied in the more popular cast iron. Alternatively ductile iron and aluminium are also available. For the majority, a cast iron seat is normally robust enough for all but the most demanding situations.

Standard timber is Iroko but alternatives are available including European Oak, Ash, Sapele, Utile and Western Red Cedar.

Every seat supplied as standard is fully finished with metal/castings, painted using our airless spray two pack epoxy acrylic system, in the full BS or RAL colour range.

CAST SEATING

Our seats are 1.8m long as standard and have been ergonomically designed to give a comfortable seating position. Other sizes are achievable, most commonly 2.4m and 3.6m. In these cases an intermediate centre leg is utilised.



Seating

CAST SEATING


Most seats can be enhanced to give excellent vandal resistant capabilities by the simple substitution of steel slats in place of timber. If required these can be painted brown to give the appearance of timber. A seat of this type is virtually indestructible.




545




581



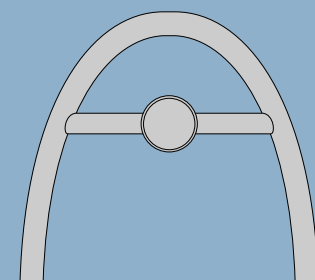
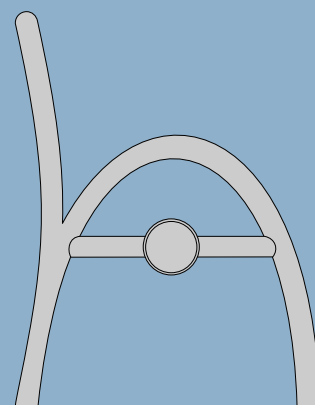

581



545



546




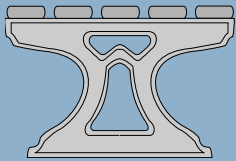
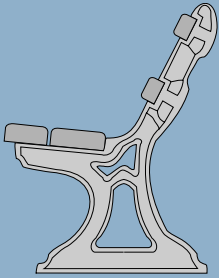
Product dimensions

	depth mm	height mm
521 *	540	795
522	650	415
545	750	1045
546	750	450
581	550	850

* stock product

CAST SEATING

Seating



The 551 seat is steeped in history, having been designed and used by the Great Western Railways.

It could be seen on many station platforms from London to the West Country and Wales. Nowadays, its preserve is in urban environments, having seen a shift away from cast and timber seats within most transport environments.



Seating

STEEL SEATING



561



562

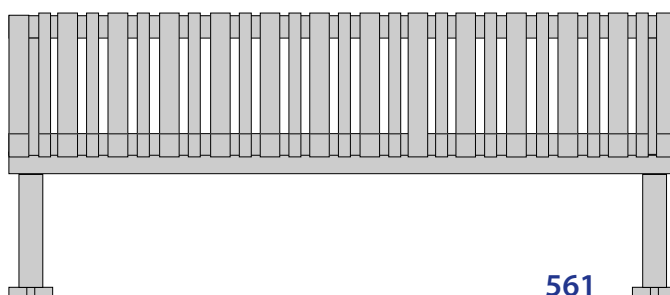
Steel seats type 561 and 562 offer a more robust and versatile design. They can be offered in various sizes 1.8, 2.4, 3.6m etc. Also this design is easily adaptable to give curved, semi circular and full circle configurations.

All variants are fully galvanised to BS 729 and polyester powder coated or painted in a range of BS or RAL colours.

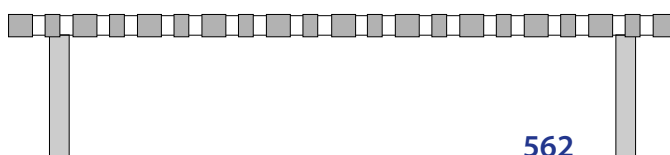
Product dimensions

	depth mm	height mm
551 *	475	760
552	500	370
561	515	760
562	700	450

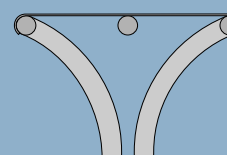

* stock product



561


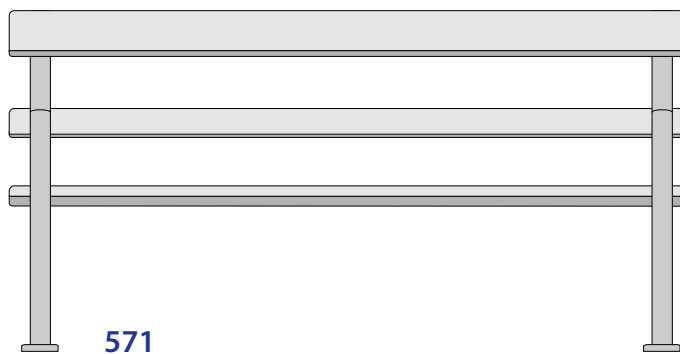
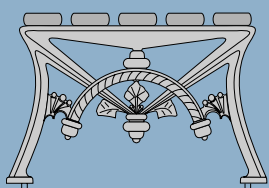
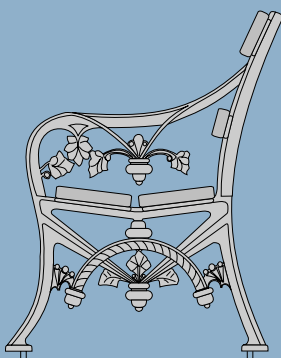


562




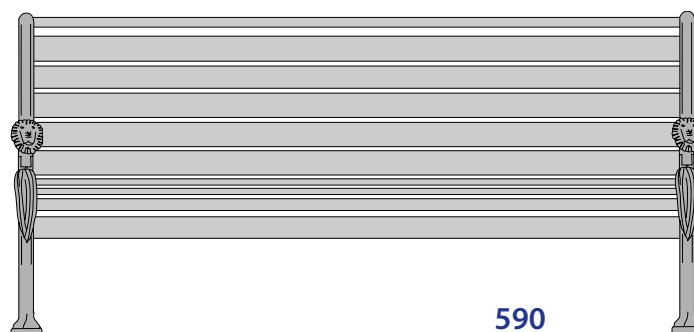
CAST SEATING

Seat type 571 offers a blend of intricate design and robustness. The leaf type end castings are an interesting feature and give the seat an ornate style. This seat lends itself to be used in an internal environment or would be equally at home within a conservation area.



Seating

CAST SEATING


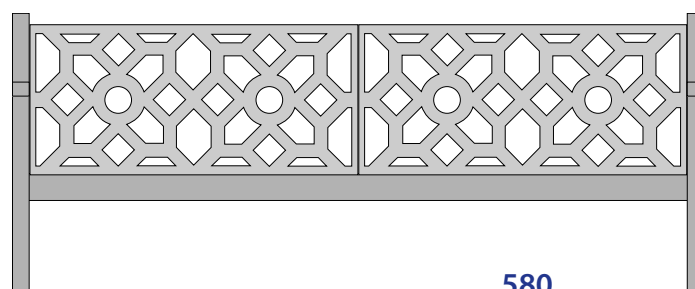


Product dimensions

	depth mm	height mm
571 *	690	900
572	700	415
590	740	850
580	450	880

* stock product

The 580 design of seat is quite unusual as it is nearly an all cast construction. The back panel of the seat is a trellis type casting. Timber slats are only used on the seat




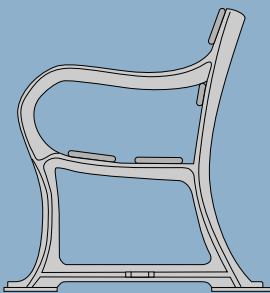
CAST SEATING

The utilitarian design of seat type 582 allows it to be used for many applications. This seat is often used in roadside applications and can be seen on many village greens around the country.

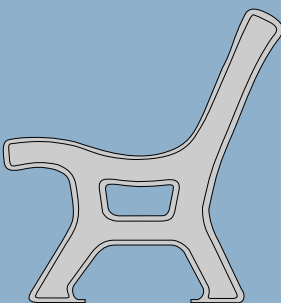


Product dimensions

	depth mm	height mm
582	550	750
583	550	800

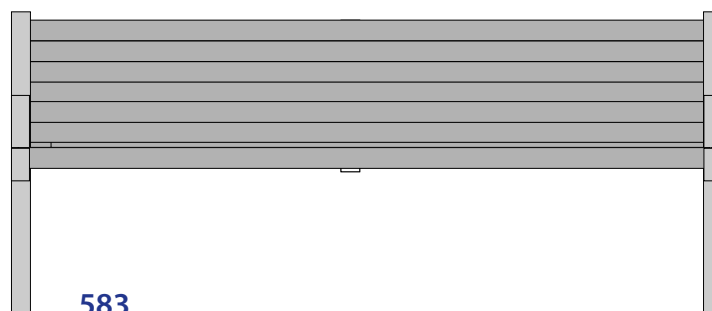
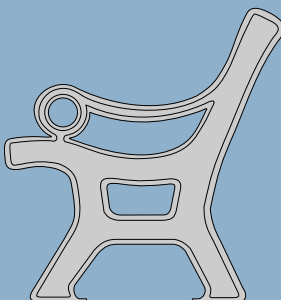


582



583

583 is available with or without arm rests



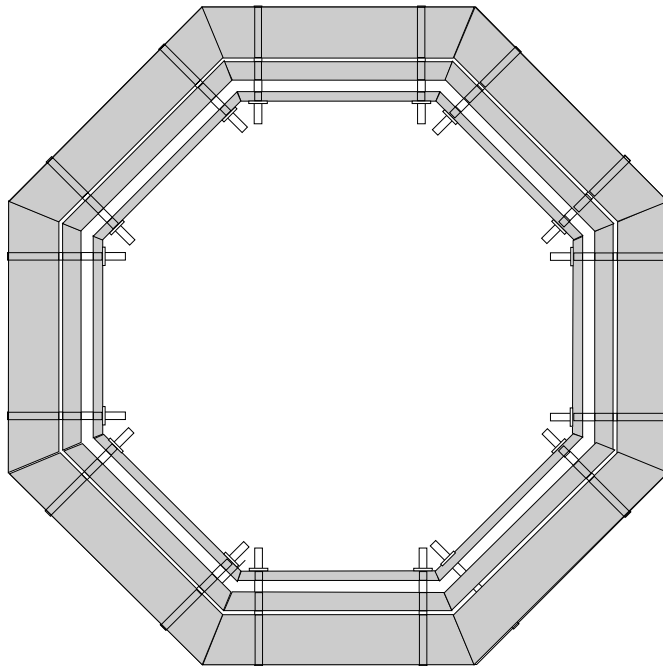
583

Seating

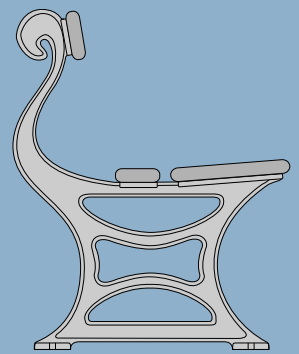


CAST SEATING

An added benefit with most of our designs, is that the standard seats can be transformed into many differing configurations. Those covered include octagonal and hexagonal. Both full and half sections are available.



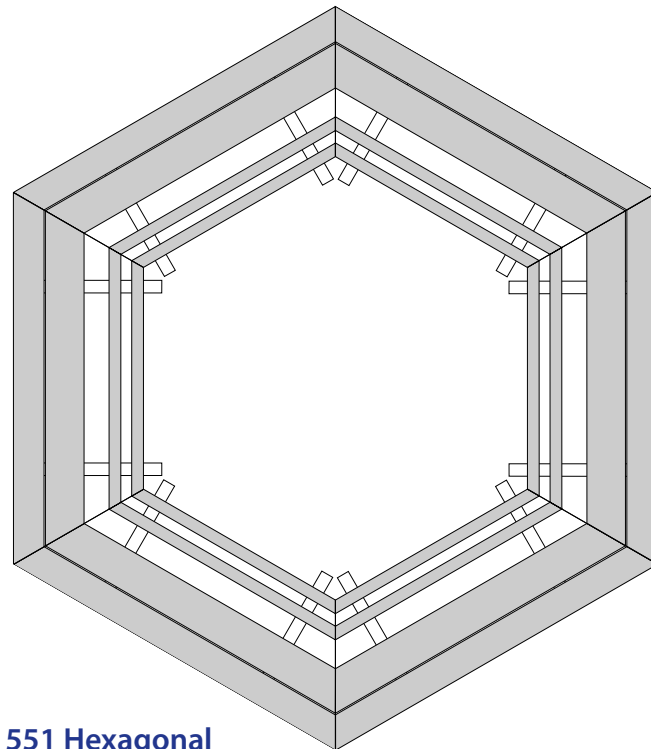
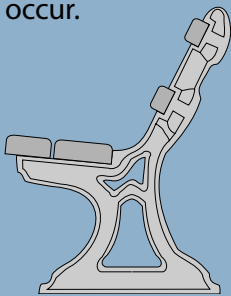
521 Octagonal



521

CAST SEATING

When building into a project the use of hexagonal or octagonal seats, it may be worth remembering that level ground should be used. If there are multiple slopes involved this will upset the jointing of the seat leading to unsightly gaps in the timber or ultimately after a period of time fracture may occur.



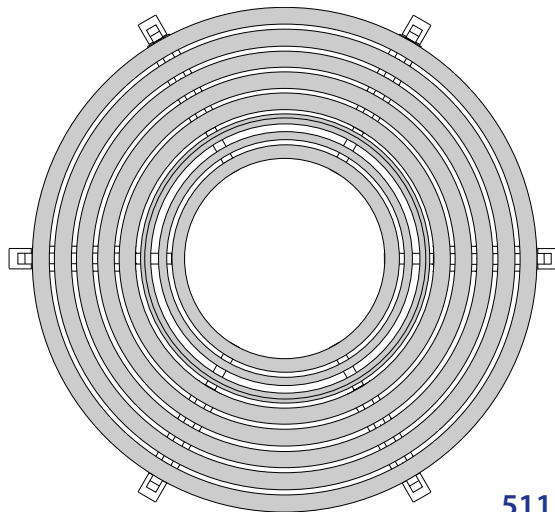
551 Hexagonal



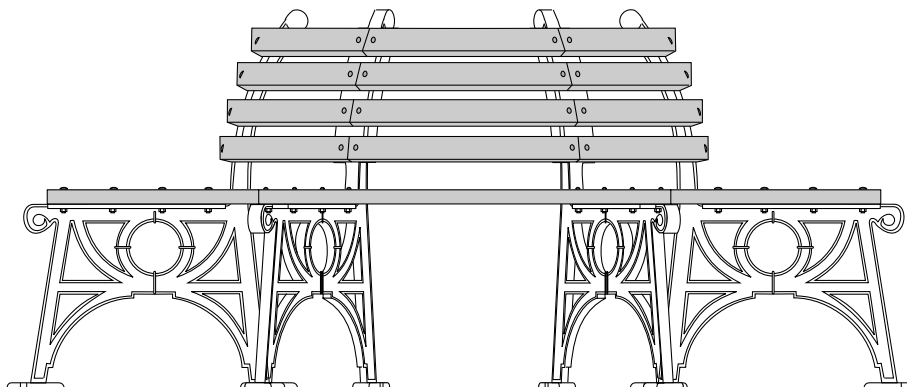
Seating

CAST SEATING

Circular seating is a most striking way of achieving a focal point. The seat that most lends itself to this use is our type 511. Timbers are specially curved to accommodate a radius of your choice. The practical minimum radius possible is 700mm (internal measured from the back of seat). There is no limit (other than your budget) as to how large this seat can be manufactured.



511 Circular


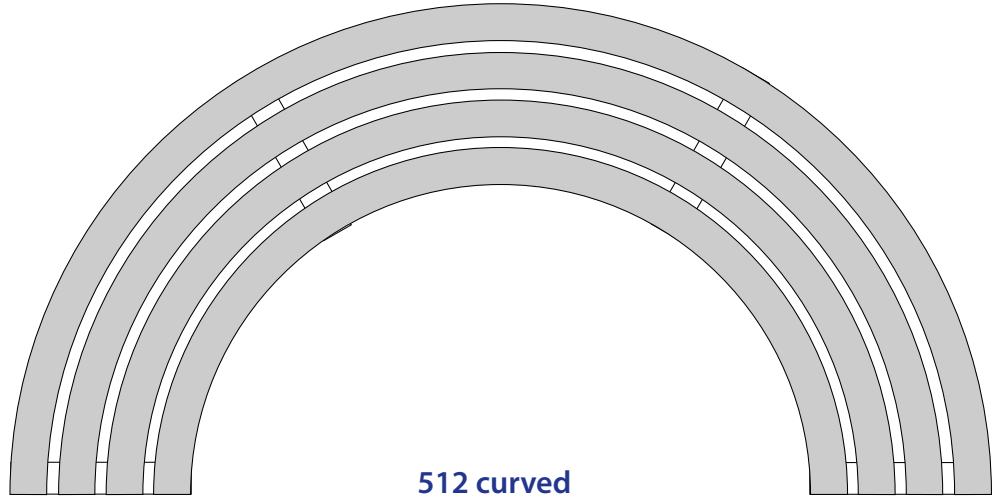


511

CAST SEATING

Curved seats are a less expensive option to full circular seat systems (dependant upon size). Our type 512 is particularly suitable for this purpose and is available as a part curve or semi circle, formed to a radius of your choice.

CIS Street Furniture has, over a number of years, manufactured many seats to differing designs and configurations. Our Technical Department is able to both design, advise and help with all your requirements.



Seating



TIMBER & STEEL



Simple utilitarian, steel and timber seats are available as shown and are a more cost effective alternative to cast and timber. All steel is galvanised to BS729 prior to painting in 2 pack epoxy acrylic paint. A full RAL or BS colour range is available.

CUSTOMISATION



All seats can be customised to suit your requirements. We specialise in the laser etching of timbers with logos and wording. This provides a more permanent method than mounting plaques to seat timbers. Alternatively the traditional fitment of brass or stainless steel dedication plaques are still available to be specified.



CORRECT INSTALLATION

Don't let this happen to your street furniture! Refer to our installation guide in the last section of this brochure.



Certificate Number FM 32898

CIS Street Furniture
Albany Court
Blenheim Road
Airfield Industrial Estate
ASHBOURNE
Derbyshire
DE6 1HA

T: 01335 300234

F: 01335 300353

E: sales@cis-streetfurniture.co.uk

W: www.cis-streetfurniture.co.uk

Fixings

All fixing details and foundations are purely advisory. Ground and service conditions may vary locally. We advise you to consult a structural engineer if in any doubt.

In line with our policy of continual improvement, we reserve the right to change, without prior notice, any of the data contained in this publication. The information given is believed to be correct at the time of printing.

CIS Street Furniture is a trading name of DKT Group Ltd. All rights reserved. Neither whole nor part of this publication may be copied without the written permission of the publishers. The designs are the property of DKT Group Ltd and may not be reproduced without express permission. © September 2000.